

POULTRY MEAT

FEBRUARY 2025

Slaughter (thous heads)

59.096 126.216 ▲ 1,5 %
 Feb 2025 Jan-Feb 2025 Interannual Variation
 Jan-Feb 2025 vs 2024

Production (thous tn)

184 391 ▲ 2,6 %
 Feb 2025 Jan-Feb 2025 Interannual Variation
 Jan-Feb 2025 vs 2024

Per Cápita Consumption– Moving average (kg/cap/year)

45,61 ▼ -1,4 %
 Feb 2025 Interannual Variation
 Jan-Feb 2025 vs 2024

Exports (thous tn)

15,92 28,77 ▼ -9,0 %
 Feb 2025 Jan-Feb 2025 Interannual Variation
 Jan-Feb 2025 vs 2024

Exports (thous U\$ FOB)

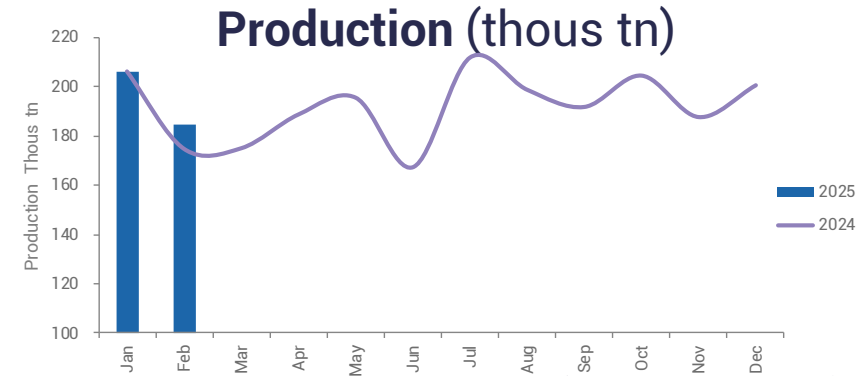
18.206 34.039 ▲ 0,2 %
 Feb 2025 Jan-Feb 2025 Interannual Variation
 Jan-Feb 2025 vs 2024

Imports (thous tn)

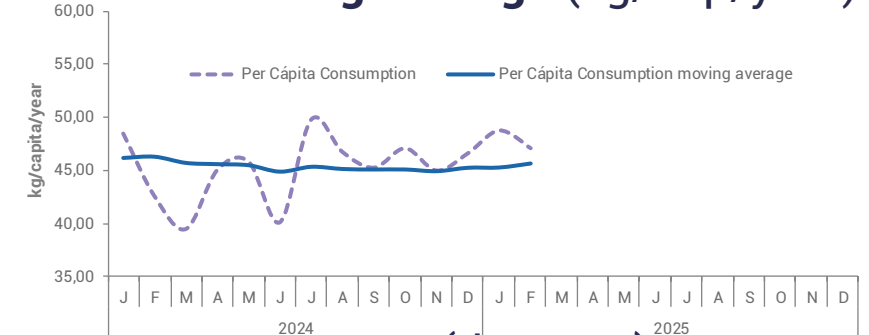
1,74 3,29 ▲ 297 %
 Feb 2025 Jan-Feb 2025 Interannual Variation
 Jan-Feb 2025 vs 2024

Imports (thous U\$ CIF)

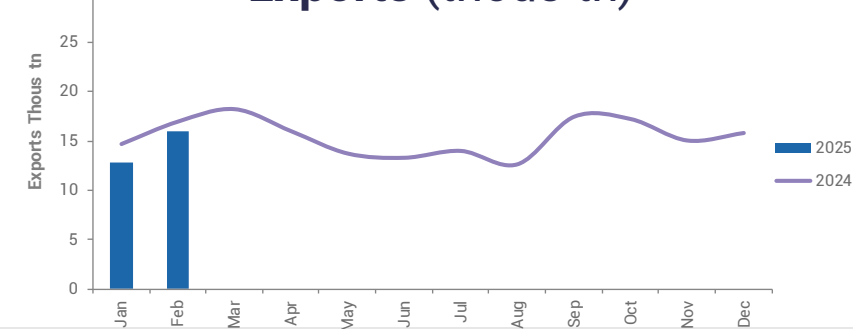
4.469 7.671 ▲ 564 %
 Feb 2025 Jan-Feb 2025 Interannual Variation
 Jan-Feb 2025 vs 2024



PCC – Moving Average (kg/cap/year)



Exports (thous tn)



Source: prepared based on data from SENASA, INDEC y SSPAyF
 Preliminary data



Secretaría de Agricultura,
 Ganadería y Pesca

[CALCULATION METHODOLOGY](#)